

Scaled data based on original data using
LM-79-08 Approved Method: Electrical and Photometric Measurements of Solid-
State Lighting Products

Test Report Prepared for
Cooper Lighting Solutions
(formerly Eaton)

Brand: INVUE

Report Number: P597092

Luminaire Tested: **MSA-SA4A-835-U-5NQ**

Issue Date: 5/27/2021

Test Information

Test Method: LM-79-08
Report Number: P597092
TEST IS SCALED FROM IESNA LM-79-08 TEST DATA (G2-1910-543-5)
Test Lab: INNOVATIONS CENTER
Issue Date: 5/27/2021
Manufacturer: COOPER LIGHTING SOLUTIONS (FORMERLY EATON)
Product Line: INVUE
Catalog Number: MSA-SA4A-835-U-5NQ
Description: MESA POST TOP DECORATIVE LUMINAIRE. (4) LIGHTSQUARES WITH 16 LEDS EACH AND TYPE V NARROW OPTICS.
Light Source: -
Ballast/Driver: ELECTRONIC DRIVER

Summary

Lumens per Lamp: N/A
Luminaire Lumens: 13078 lumens
Efficiency: N/A
Efficacy: 101.4 lumens/watt
Luminous Opening: Rectangular (W 1' x L: 1' x H: 0')
IES Classification: Type V - Short
BUG Rating: B3 - U0 - G1

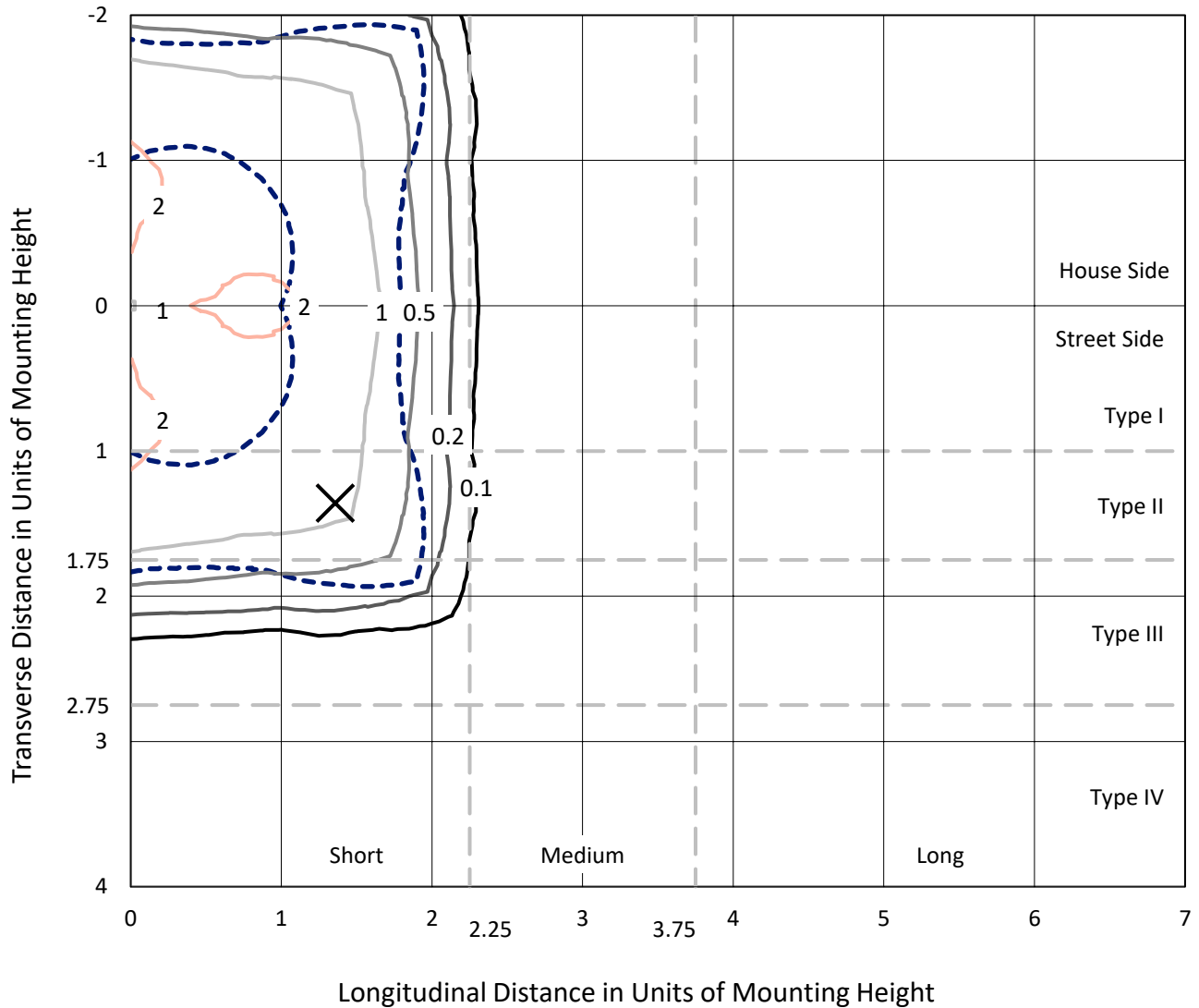
Input Watts (W): 129
Input Voltage (V): NR
Input Current (Ain): NR
Voltage Rise (V): NR
Power Factor: NR
Total Harmonic Distortion (THDi): NR
Frequency (hertz): 60
Stabilization Time: NR
Operation Time: NR
Ambient Temperature (°C): NR
Test Distance: 28.75 FT



REPORT NUMBER: P597092
 CATALOG NUMBER: MSA-SA4A-835-U-5NQ

Iso-Footcandle Lines of Horizontal Illumination

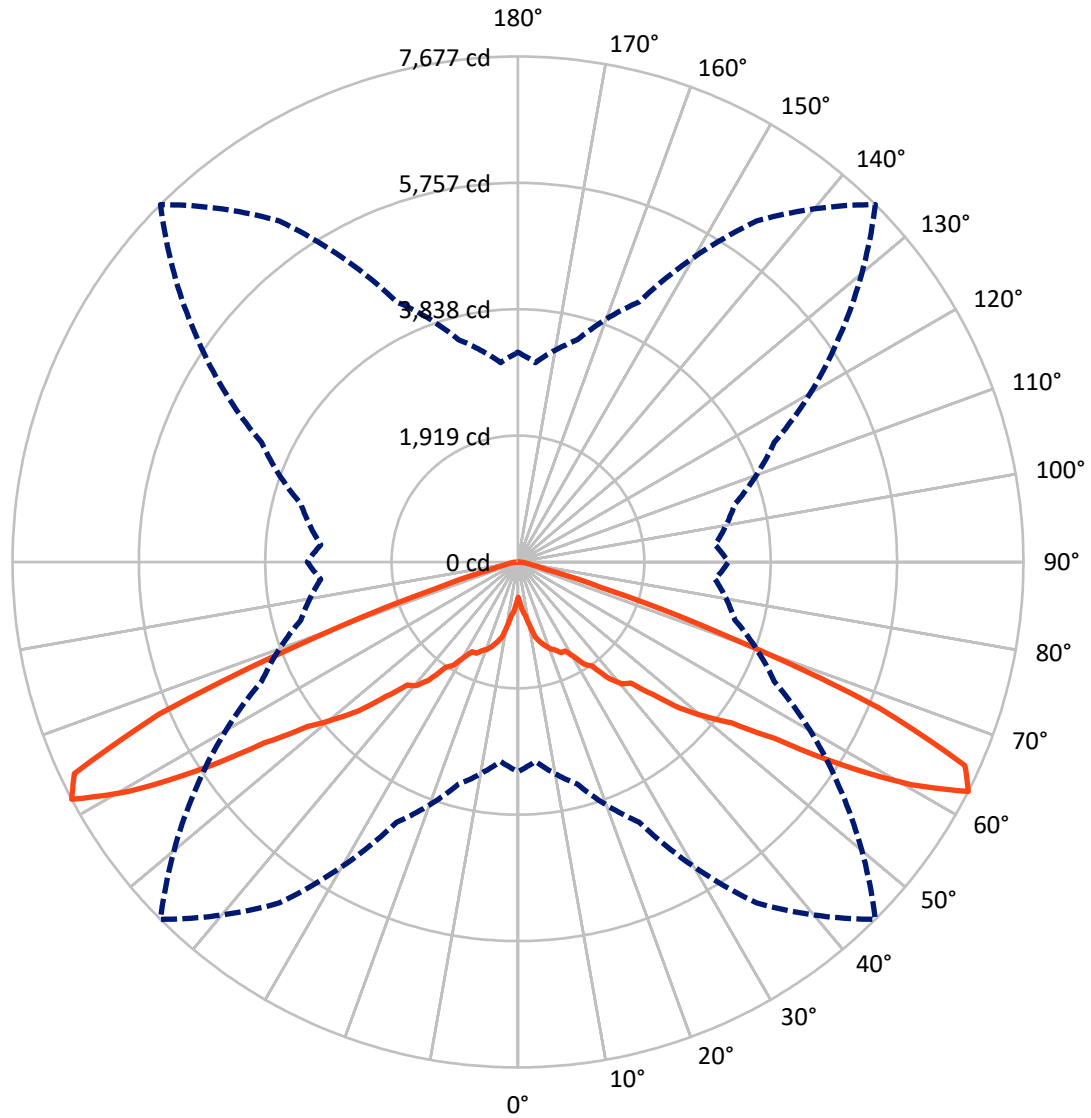
✕ Max cd
 - - - 1/2 Max cd



Based on 25 foot mounting height. Maximum calculated value = 2.3 fc
 Type V - Short - N/A

REPORT NUMBER: P597092
CATALOG NUMBER: MSA-SA4A-835-U-5NQ

Luminous Intensity Polar Plot



— Vertical Plane Through 45-Deg Lateral - - - Horizontal Cone Through 62.5-Deg Vertical

REPORT NUMBER: P597092

CATALOG NUMBER: MSA-SA4A-835-U-5NQ

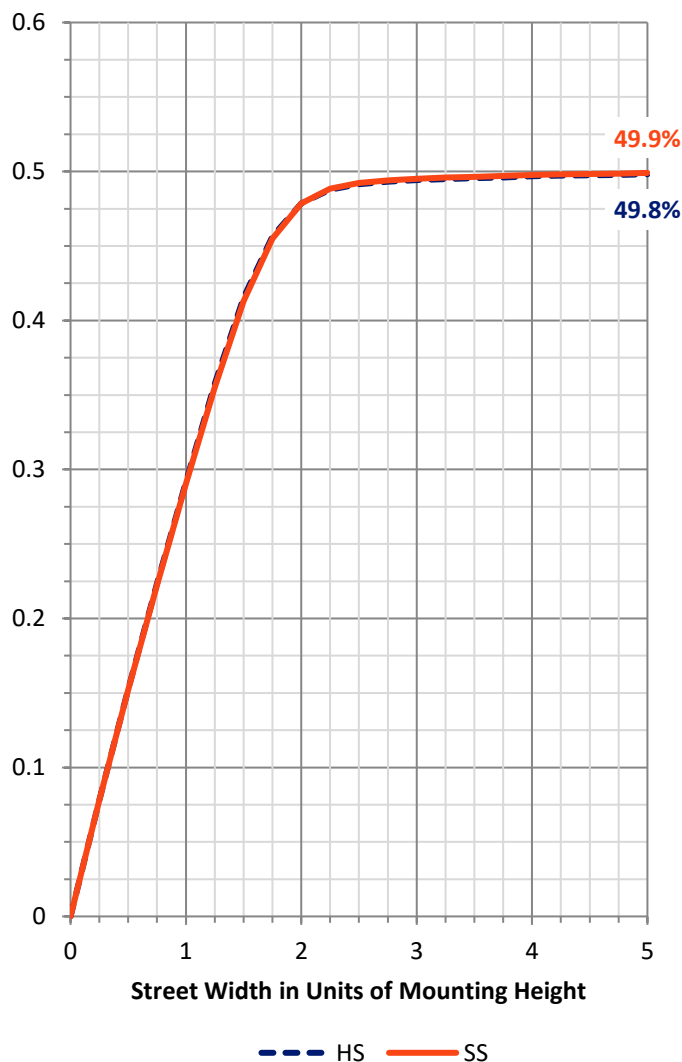
FLUX DISTRIBUTION:

		Downward	Upward	Total
House Side	Lumens	6539.0	0.0	6539.0
	% Fixture	50.0	0.0	50.0
Street Side	Lumens	6539.0	0.0	6539.0
	% Fixture	50.0	0.0	50.0
Total	Lumens	13078.0	0.0	13078.0
	% Fixture	100.0	0.0	100.0

ZONAL LUMENS:

Zone	Lumens	% Fixture
0°-10°	80.6	0.6
10°-20°	355.3	2.7
20°-30°	744.8	5.7
30°-40°	1403.3	10.7
40°-50°	2546.8	19.5
50°-60°	4303.3	32.9
60°-70°	3217.0	24.6
70°-80°	359.9	2.8
80°-90°	67.0	0.5
90°-100°	0.0	0.0
100°-110°	0.0	0.0
110°-120°	0.0	0.0
120°-130°	0.0	0.0
130°-140°	0.0	0.0
140°-150°	0.0	0.0
150°-160°	0.0	0.0
160°-170°	0.0	0.0
170°-180°	0.0	0.0
0°-90°	13078.0	100.0
0°-180°	13078.0	100.0

Coefficient of Utilization



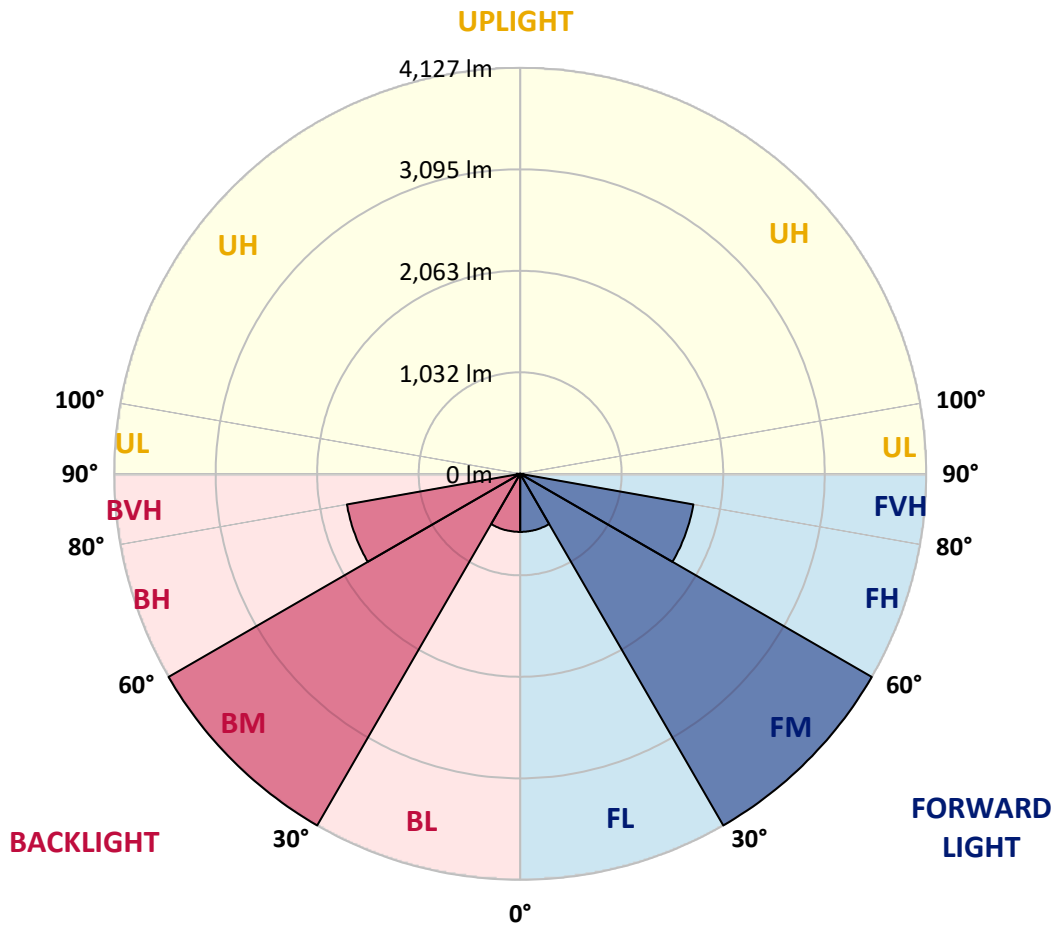
REPORT NUMBER: P597092
 CATALOG NUMBER: MSA-SA4A-835-U-5NQ

LUMINAIRE CLASSIFICATION SYSTEM LUMEN TABLE AND BUG RATING:

Zone	Lumens	% Fixture	Zone Rating/Lumen Limit		
			B	U	G
FL (0°-30°)	590.4	4.5			
FM (30°-60°)	4126.7	31.6			
FH (60°-80°)	1788.4	13.7			G1/1800
FVH (80°-90°)	33.5	0.3			G1/100
BL (0°-30°)	590.4	4.5	B2/1000		
BM (30°-60°)	4126.7	31.6	B3/5000		
BH (60°-80°)	1788.4	13.7	B3/2500		G1/1800
BVH (80°-90°)	33.5	0.3			G1/100
UL (90°-100°)	0.0	0.0		U0/0	
UH (100°-180°)	0.0	0.0		U0/0	

BUG Rating: B3-U0-G1

Type V Short





REPORT NUMBER: P597092
 CATALOG NUMBER: MSA-SA4A-835-U-5NQ

CANDELA DISTRIBUTION (FULL):

	0°	5°	15°	25°	35°	45°	55°	65°	75°	85°	90°
0°	534.7	534.7	534.7	534.7	534.7	534.7	534.7	534.7	534.7	534.7	534.7
2.5°	650.2	638.5	597.5	611.9	626.8	624.6	620.9	609.7	599.6	641.7	650.2
5°	829.0	802.4	788.0	776.3	773.6	744.9	784.3	780.0	793.3	815.7	837.5
7.5°	971.5	946.5	908.8	900.8	857.7	825.8	859.8	901.8	915.2	956.1	980.6
10°	1023.7	1001.9	1008.8	973.1	971.0	980.1	972.6	982.2	1017.3	1012.5	1030.6
12.5°	1140.7	1144.5	1122.1	1113.1	1131.2	1170.5	1137.0	1125.3	1116.8	1153.0	1164.2
15°	1250.4	1272.2	1235.5	1229.6	1222.2	1258.9	1222.7	1240.2	1255.7	1263.1	1258.9
17.5°	1405.7	1406.8	1365.8	1300.4	1324.8	1336.5	1320.6	1290.3	1363.1	1399.9	1402.0
20°	1507.9	1511.6	1430.7	1328.6	1397.7	1408.4	1400.4	1337.1	1433.9	1495.1	1492.4
22.5°	1618.0	1605.2	1495.6	1421.1	1445.6	1452.0	1435.0	1427.0	1495.1	1606.3	1589.8
25°	1692.0	1715.4	1606.3	1558.4	1537.7	1522.8	1544.6	1548.8	1618.5	1719.6	1663.8
27.5°	1868.6	1828.2	1657.4	1675.5	1631.3	1530.7	1626.5	1679.2	1664.3	1836.7	1878.7
30°	2025.6	2026.6	1787.2	1821.8	1739.9	1658.4	1762.2	1838.3	1819.7	2040.5	2000.6
32.5°	2226.2	2233.6	2011.2	1918.6	1863.3	1847.9	1835.1	1919.2	2035.1	2213.9	2217.6
35°	2442.7	2506.6	2204.3	2107.0	2012.8	1944.7	2018.1	2134.6	2210.2	2495.9	2445.4
37.5°	2864.6	2757.2	2509.7	2326.7	2266.6	2239.5	2278.3	2345.9	2509.2	2755.6	2842.3
40°	3114.2	3084.4	2747.6	2594.3	2362.4	2434.7	2413.4	2598.6	2733.7	3101.4	3109.4
42.5°	3495.7	3345.6	3042.9	2848.1	2639.6	2514.0	2647.0	2895.5	3058.8	3369.6	3516.4
45°	3797.3	3604.7	3371.2	3223.2	2959.9	2866.8	2914.6	3232.8	3437.7	3651.0	3844.2
47.5°	4130.9	3922.4	3688.8	3426.0	3169.0	3320.6	3236.0	3515.9	3715.9	4021.9	4202.8
50°	4550.2	4319.3	4020.3	3803.2	3632.9	3686.1	3672.8	3872.4	4119.2	4398.0	4603.4
52.5°	5012.0	4750.8	4462.4	4260.8	4188.9	4057.0	4229.4	4311.3	4493.3	4748.7	4989.7
55°	5335.0	5073.8	4899.2	4964.2	4945.0	4733.2	4884.3	4892.9	4805.1	4897.1	5139.7
57.5°	5285.0	5035.5	5011.5	5256.8	5623.4	5828.2	5594.7	5092.4	4763.6	4720.5	4977.5
60°	4621.0	4407.6	4626.8	5180.2	6248.0	6871.6	5972.4	4941.8	4400.2	4176.2	4424.1
62.5°	3184.4	3040.2	3494.6	4359.7	6323.1	7676.6	5958.6	4294.3	3412.7	3006.2	3198.8
65°	1509.5	1457.3	1840.9	2764.1	5266.9	7461.7	5205.7	2905.6	1964.4	1569.1	1612.7
67.5°	567.7	541.6	675.7	1221.1	3317.4	5918.2	3499.4	1433.4	759.8	590.6	610.8
70°	322.4	303.8	321.4	445.3	1335.5	3352.0	1509.5	491.6	323.0	294.2	313.4
72.5°	253.8	239.4	242.1	269.2	460.8	1315.8	488.4	280.4	234.6	222.9	240.0
75°	209.6	196.9	196.3	211.2	268.7	427.2	276.1	214.4	189.9	181.4	195.3
77.5°	166.5	159.1	161.2	172.9	192.6	238.9	200.1	173.5	155.9	145.8	155.4
80°	121.8	120.8	129.3	139.9	143.7	160.7	150.0	139.9	124.5	110.1	113.9
82.5°	79.8	80.3	96.3	104.8	103.2	102.7	107.5	106.9	93.1	72.9	72.9
85°	45.8	46.8	59.1	66.0	64.9	51.6	68.1	68.6	59.6	44.2	42.6
87.5°	14.9	18.6	25.5	27.1	26.1	14.4	26.1	28.7	26.1	18.6	16.5
90°	0.0	0.0	0.0	0.0	0.0	0.0	0.0	0.0	0.0	0.0	0.0

(END OF REPORT)